

SPECIFICATIONS

ELECTRICAL

RESISTANCE RANGE-----500 TO 100,000 OHMS
 RESISTANCE TOLERANCE-----±15%
 LINEARITY INDEPENDENT-----±1.5%
 POWER RATING-----1.0 WATTS
 ELECTRICAL ANGLE-----320±5°
 END RESISTANCE-----LESS THAN 1 OHM
 RESOLUTION-----ESSENTIALLY INFINITE
 OUTPUT SMOOTHNESS-----BELOW 0.1% AGAINST INPUT VOLTAGE
 CONTACT RESISTANCE VARIATION-----BELOW 2%
 INSULATION RESISTANCE-----100MEGOHMS @ 500VDC MIN.
 DIELECTRIC STRENGTH-----500 VAC

MECHANICAL

MECHANICAL ANGLE-----320±5°
 ROTATIONAL TORQUE-----0.7 OZ.IN.
 SHAFT END PLAY-----.005 MAX.
 TEMPERATURE COEFFICIENT-----±400 PPM/°C
 WEIGHT, APPROX.-----1.1 OZ.

ENVIRONMENTAL

OPERATING TEMPERATURE----- -55°C TO +105°C
 TEMPERATURE COEFFICIENT----- ±400 P.P.M./°C
 VIBRATION----- 10HZ TO 2000HZ 15G
 SHOCK----- 50G 11MS
 MOISTURE RESISTANCE----- 40°C 95%RH 120 HOURS

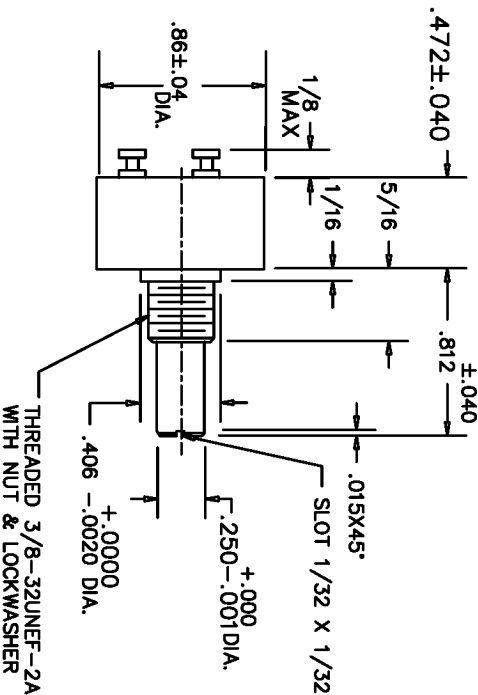
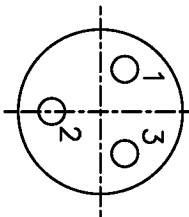
NON-STANDARDS AVAILABLE

REAR SHAFT EXTENTION
 FRONT SHAFT MODIFICATIONS
 CENTER TAP
 SPECIAL ELECTRICAL AND MECHANICAL ANGLES

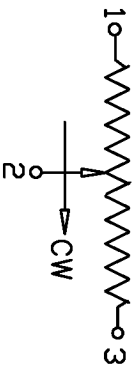
MATERIALS

HOUSING-----BRASS, PLATED
 TERMINALS-----GOLD PLATED BRASS
 BUSHING-----BRASS
 SHAFT-----STAINLESS STEEL
 ELEMENT-----CONDUCTIVE PLASTIC

REV.	BY	DATE	PART NO.
B	BT	10-5 87	REDRAWN
C	BT	5-4-01	406 WAS .4063



SCHEMATIC



THIS DOCUMENT CONTAINS PROPRIETARY DATA OF POLARIS INDUSTRIAL ENTERPRISES, INC. NO DISCLOSURE, REPRODUCTION, OR USE OF ANY PART THERE OF MAY BE MADE EXCEPT BY WRITTEN PERMISSION.

CONDUCTIVE PLASTIC ELEMENT


SCALE	NONE
DATE	7-12-83
BY	

TOLERANCES

XX = +/- .010' FRACT. = +/- 1/64'
 XXX = +/- .005' ANGLES = +/- 1/2'
 ALL SPECIFICATIONS SUBJECT TO CHANGE WITHOUT NOTICE

TITLE

SINGLE TURN
 POTENTIOMETER



CARLSBAD
 SYSTEMS
 CALIFORNIA

PART NO.

SP22D